

Wine Australia

Australian Wine: Production, sales and inventory 2019-20

Production Vintage 2020



1.52m ↓ -12%

TONNES OF GRAPES CRUSHED



1.1b ↓ -9%

LITRES OF WINE PRODUCED

Sales 2019-20



\$6.54b ↑ 1%

TOTAL VALUE (AUD)



1.2b ↓ -6%

LITRES OF WINE



\$2.8b ↓ -1%

EXPORT VALUE (AUD)



\$3.6b ↑ 3%

DOMESTIC VALUE (AUD)



730m ↓ -9%

EXPORT VOLUME (LITRES)




491m ↓ -1%

DOMESTIC VOLUME (LITRES)

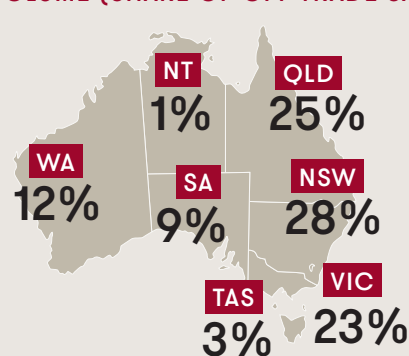
60%

EXPORTED VOLUME (SHARE OF EXPORTS)



40%

DOMESTIC VOLUME (SHARE OF OFF-TRADE SALES)



Inventory 30 June 2020



1.70 billion

LITRES OF WINE

↓ -4%

Wine Australia

Australian Wine: Production, sales and inventory 2019–20

Production Vintage 2020



1.52m  **-12%**

TONNES OF GRAPES CRUSHED



1.1b  **-9%**

LITRES OF WINE PRODUCED

Sales 2019–20



\$6.54b  **1%**


TOTAL VALUE (AUD)



1.2b  **-6%**

LITRES OF WINE

Inventory 30 June 2020



1.70 billion  **-4%**

LITRES OF WINE

Australian Wine: Production, sales and inventory 2019–20

Production Vintage 2020



1.52m

TONNES OF GRAPES CRUSHED

↓ -12%



1.1 billion

LITRES OF WINE PRODUCED

↓ -9%

Sales 2019–20



\$6.54b

TOTAL VALUE (AUD)

↑ 1%



1.2 billion

LITRES OF WINE

↓ -6%

Inventory 30 June 2020



1.70 billion

LITRES OF WINE

↓ -4%

