

National Vintage Report 2023

Total crush

1.32 million tonnes

▼ -24%



Total value

\$983 million

▼ -19%



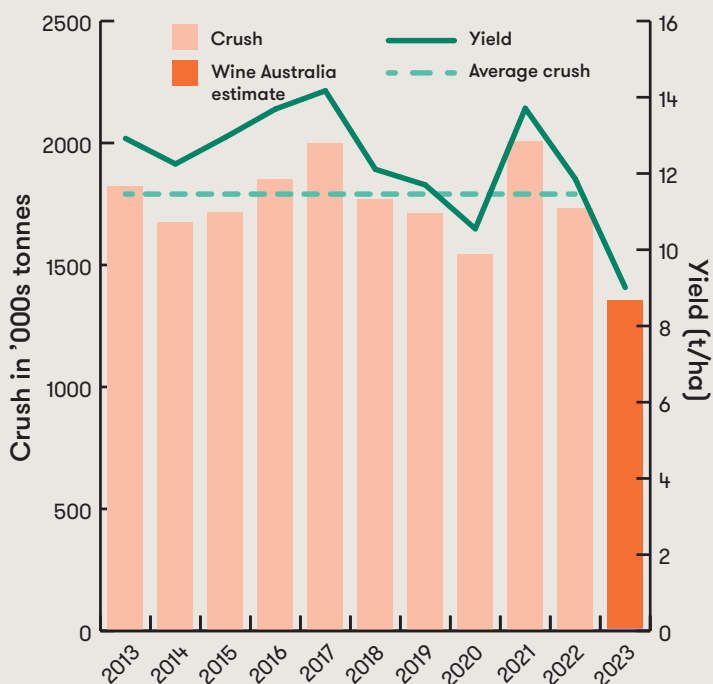
Average purchase price

\$642 per tonne

▲ 2%

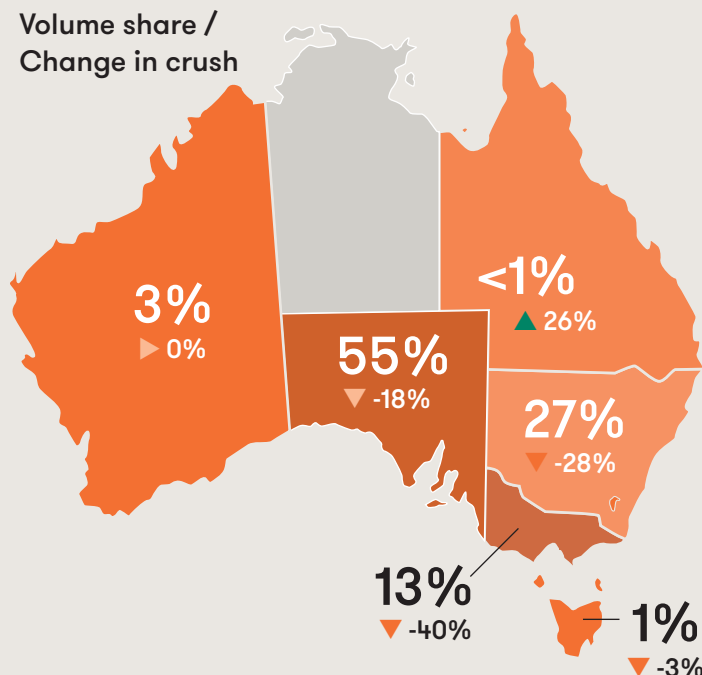


Historical crush



Crush by state

Volume share /
Change in crush



Crush by colour



Red

54% of crush
712k tonnes

▼ -26%

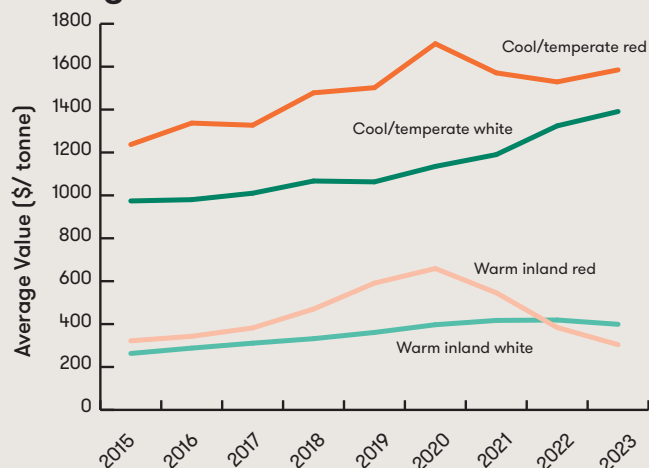


White

46% of crush
605k tonnes

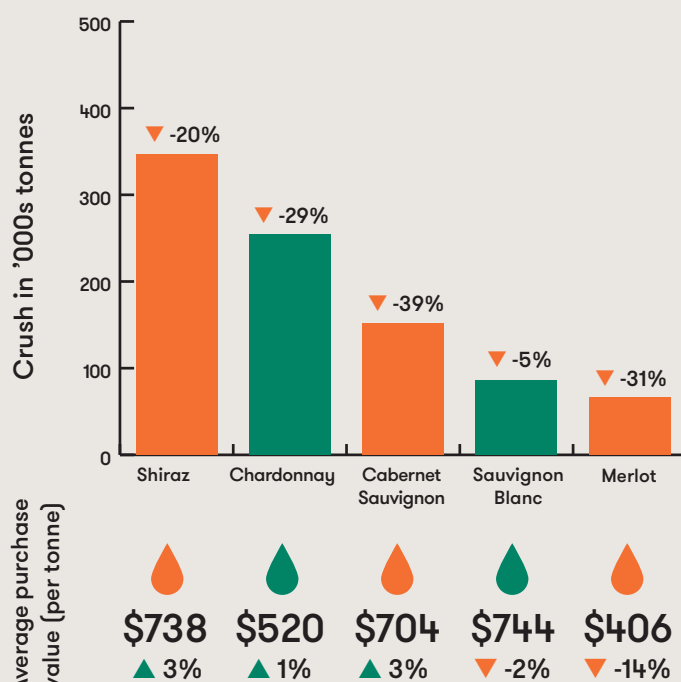
▼ -22%

Average value over time




Crush by variety

Top five varieties




National Vintage Report 2023



Total
crush

1.32 million
tonnes

▼ -24%



Total
value

\$983 million

▼ -19%




Average
purchase
price

\$642 per
tonne

▲ 2%

Wine
Australia

National Vintage Report 2023



Total
crush

1.32 million
tonnes

▼ -24%



Total
value

\$983 millions

▼ -19%



Average
purchase
price

\$642 per
tonne

▲ 2%

